



## Town of Easton - Public Works Department

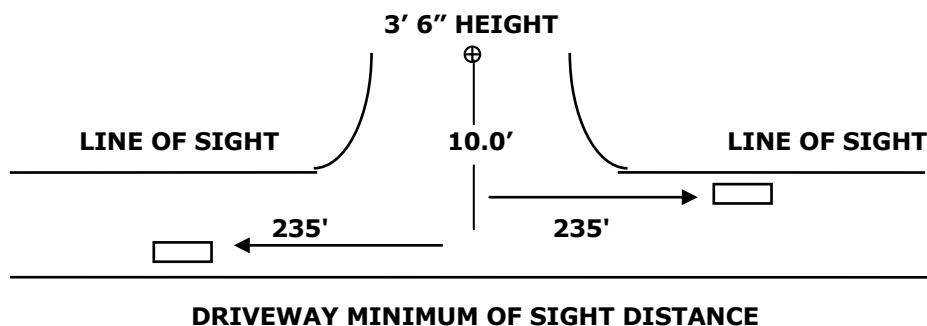
### DRIVEWAY CONSTRUCTION STANDARD

#### 1.0 PERMITS:

- 1.1 No person shall construct or cause to be constructed, locate or relocate and/or re-surface an existing driveway unless a Driveway Permit is issued by the Department of Public Works. Phone (203) 268-0714 FAX (203) 261-7915
- 1.2 The applicant is to submit a "site plan", a current Certificate of Insurance, (naming the Town of Easton as additional insured), and a Call Before You Dig request number (Phone 800-922-4455), with the permit application.
- 1.3 A Three Thousand Dollar (\$3,000) bond (cash or check) is required for any new residential construction of a driveway apron.
- 1.4 A fee in the amount of Twenty-five Dollars (\$25), per driveway opening, is required for any new or any reconstruction or re-surfacing of an existing driveway.

#### 2.0 GENERAL CONDITIONS

- 2.1 The construction of a driveway apron or access to a private road must meet the following conditions:
  - a) Prevent water from private property to flow directly into the roadway which may cause a hazardous condition.
  - b) Prevent water from the road to flow down a property owner's driveway.
  - c) Prevent erosion of the roadway.
  - d) Prevent the accumulation of dirt and debris on the roadway.
  - e) Eliminate an existing hazardous driveway condition.
- 2.2 Prior to starting any work, advance notice of at least forty-eight (48) hours **MUST** be made to the Town Engineer's office, phone: 268-0714, to make arrangements for a driveway inspection.
- 2.3 The driveway access shall not be greater than twenty feet (20') at the roadway edge and a minimum of ten feet (10'); ten to twelve feet (10'-12') in width at the "Right-of-Way (R.O.W.).
- 2.4 The minimum sight distance from an existing or proposed driveway to the travel portion of the road shall be two hundred thirty feet (235') in either direction at a point ten feet (10') from roadway edge at height of object at three feet six inches (3'6"). [See diagram below]



- 2.5 The grade of the driveway shall meet Zoning Article 5500.5520.2
- 2.6 Use Class 2 asphalt, minimum thickness of two inches (2") over a minimum of eight inches (8") compacted gravel base.
- 2.7 Driveway must be constructed in a manner that will allow water to flow from the property line to the shoulder edge of the roadway and diverted or intercepted before reaching the travel path of the road.
- 2.8 Upon completion of driveway, submission of driveway as-built is required.

(over)

### 3.0 CONSTRUCTION DETAILS

- 3.1 Cut existing pavement one foot (1') from the edge of the traveled portion of the road with a saw or pavement breaker and remove material from this area.

**Note:** Not required if existing pavement is in excellent condition.

- 3.2 Install eight inches (8") of processed aggregate constructed to provide proper water drainage flow and not to interfere with the function of the existing culverts or drainage systems.

- 3.3 Blend driveway inside the property line from existing or proposed ground level to paved section so as to create a smooth and acceptable driving transition.

- 3.4 Typical detail sections as follows:

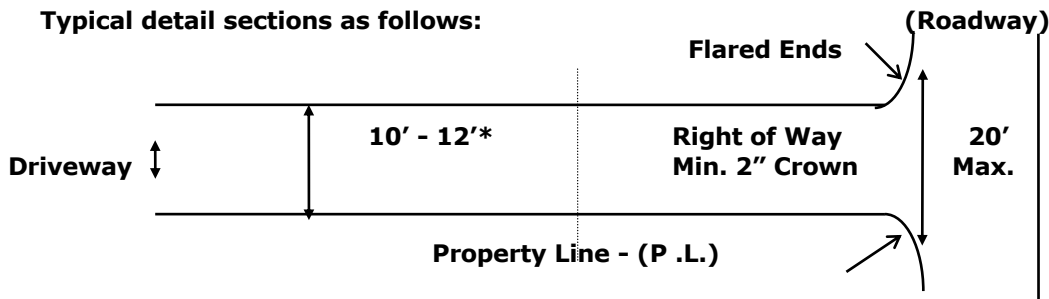
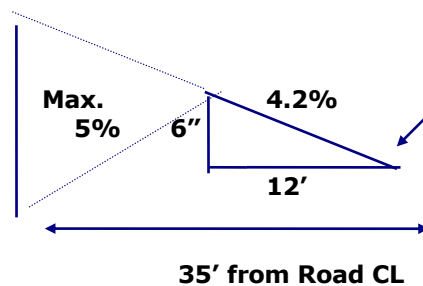


FIGURE 1 - PLAN VIEW

\*See Zoning  
Article 5500.5200.2  
for max. grades

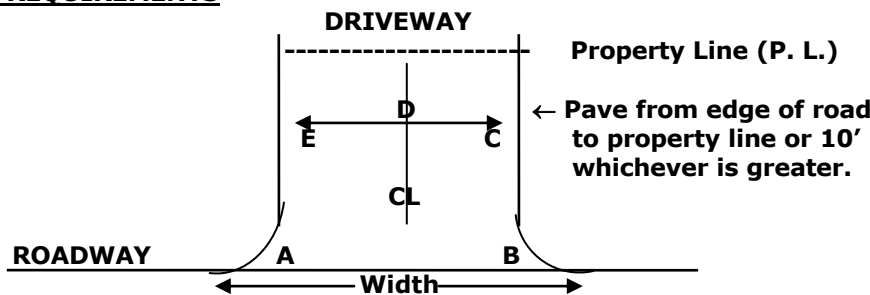


**LIP REQUIREMENTS**  
ROAD WITH CURBING = 2" LIP  
ROAD WITHOUT CURBING = FLUSH

THE 6" IS MEASURED FROM THE  
TOP OF THE LIP.

FIGURE 2 - ELEVATION VIEW

### 4.0 INSPECTION REQUIREMENTS



Width at road: 20' maximum  
Width at R.O.W. line: 10' - 12'  
Slope upwards A to E, B to C = 6"  
Crown DE/DC: 2"

Received and understood by:

Signature: \_\_\_\_\_

Print Name: \_\_\_\_\_

Date: \_\_\_\_\_

Permit # \_\_\_\_\_

### 5.0 BOND RELEASE

- 5.1 Written request for release of bond by applicant.