

Insurance Commission
Easton Town Hall Conference Room A
Special Meeting
Wednesday, February 26, 2014
7:30 p.m.
Minutes

Prsent: Adam Dunsby-First Selectman, Peter Pisaretz, Gerard O'Brien, Ronald Berry
Also Present: Grace Stanczyk-Comptroller, James Tomchik of Merit Insurance, Marion Chamberlain of CIRMA.

Adam Dunsby called the meeting to order at 7:35 p.m.

1. Peter Pisaretz moved and Adam Dunsby seconded a motion nominating Gerard O'Brien as Chair of the Insurance Commission. Motion passed unanimously.

Marion Chamberlain presented a "Loss Summary by Year", a "Loss Summary by Department" that is made part of these minutes.

We are aggressively reviewing "Risk Management" to try to improve the workers compensation area.

2. The Commission reviewed the insurance audit with a return of premium of \$20,700 that will offset this year's budget.

3. Peter Pisaretz moved and Ronald Berry seconded a motion to accept the 2014-2015 fiscal year budget presented in the total amount of \$889,759. This is less \$25,301.25 an anticipated CIRMA equity distribution. Motion carried unanimously.

Peter Pisaretz moved and Ronald Berry seconded a motion to adjourn at 8:55 p.m. Motion carried unanimously.


Grace Stanczyk for the Insurance Commission

RECEIVED

2014 MAR 17 P 1:50



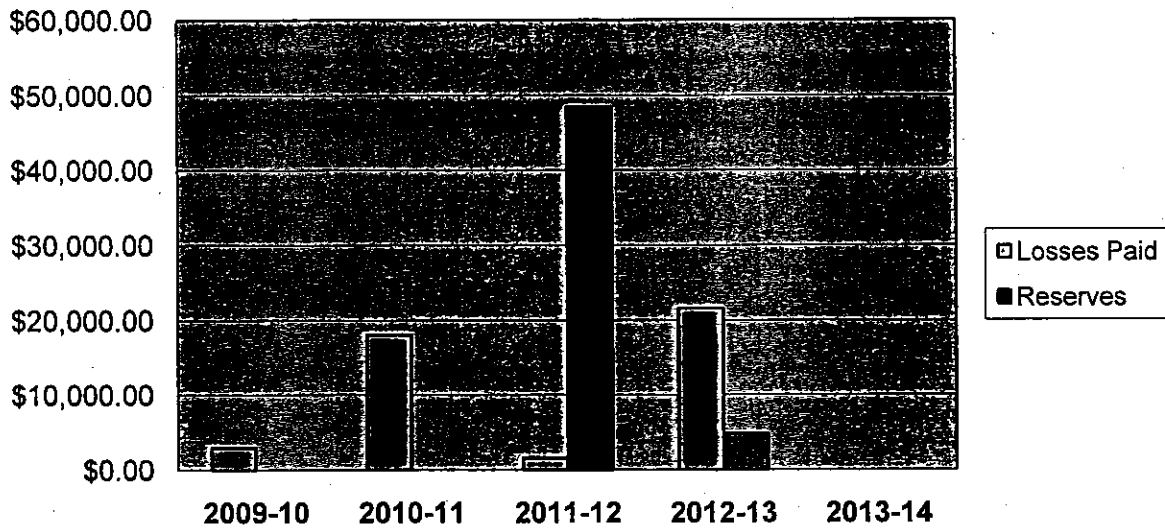
Loss Summary By Year

2009-10							
	Number of Claims			Losses \$			Valuation
	Open	Closed	Total	Paid	Reserve	Total Incurred	Date
Not Otherwise Class.	0	0	0	\$0.00	\$0.00	\$0.00	12/31/2013
Cafeteria	0	0	0	\$0.00	\$0.00	\$0.00	12/31/2013
Custodians/Maint.	0	3	3	\$297,390.00	\$0.00	\$297,390.00	12/31/2013
Teachers/Adm	0	6	6	\$3,011.00	\$0.00	\$3,011.00	12/31/2013
Total	0	9	9	\$300,401.00	\$0.00	\$300,401.00	12/31/2013
2010-11							
	Number of Claims			Losses \$			Valuation
	Open	Closed	Total	Paid	Reserve	Total Incurred	Date
Not Otherwise Class.	0	0	0	\$0.00	\$0.00	\$0.00	12/31/2013
Cafeteria	0	1	1	\$0.00	\$0.00	\$0.00	12/31/2013
Custodians/Maint.	0	2	2	\$3,542.00	\$0.00	\$3,542.00	12/31/2013
Teachers/Adm	0	8	8	\$18,127.00	\$0.00	\$18,127.00	12/31/2013
Total	0	11	11	\$21,669.00	\$0.00	\$21,669.00	12/31/2013
2011-12							
	Number of Claims			Losses \$			Valuation
	Open	Closed	Total	Paid	Reserve	Total Incurred	Date
Not Otherwise Class.	0	0	0	\$0.00	\$0.00	\$0.00	12/31/2013
Cafeteria	0	0	0	\$0.00	\$0.00	\$0.00	12/31/2013
Custodians/Maint.	0	2	2	\$12,915.00	\$0.00	\$12,915.00	12/31/2013
Teachers/Adm	0	6	6	\$1,643.00	\$0.00	\$1,643.00	12/31/2013
Total	0	8	8	\$14,558.00	\$0.00	\$14,558.00	12/31/2013
2012-13							
	Number of Claims			Losses \$			Valuation
	Open	Closed	Total	Paid	Reserve	Total Incurred	Date
Not Otherwise Class.	0	0	0	\$0.00	\$0.00	\$0.00	12/31/2013
Cafeteria	0	0	0	\$0.00	\$0.00	\$0.00	12/31/2013
Custodians/Maint.	0	1	1	\$92.00	\$0.00	\$92.00	12/31/2013
Teachers/Adm	2	8	10	\$21,573.00	\$4,799.00	\$26,372.00	12/31/2013
Total	2	9	11	\$21,665.00	\$4,799.00	\$26,464.00	12/31/2013
2013-14							
	Number of Claims			Losses \$			Valuation
	Open	Closed	Total	Paid	Reserve	Total Incurred	Date
Not Otherwise Class.	0	0	0	\$0.00	\$0.00	\$0.00	12/31/2013
Cafeteria	0	0	0	\$0.00	\$0.00	\$0.00	12/31/2013
Custodians/Maint.	0	1	1	\$1,323.00	\$0.00	\$1,323.00	12/31/2013
Teachers/Adm	0	1	1	\$0.00	\$0.00	\$0.00	12/31/2013
Total	0	2	2	\$1,323.00	\$0.00	\$1,323.00	12/31/2013

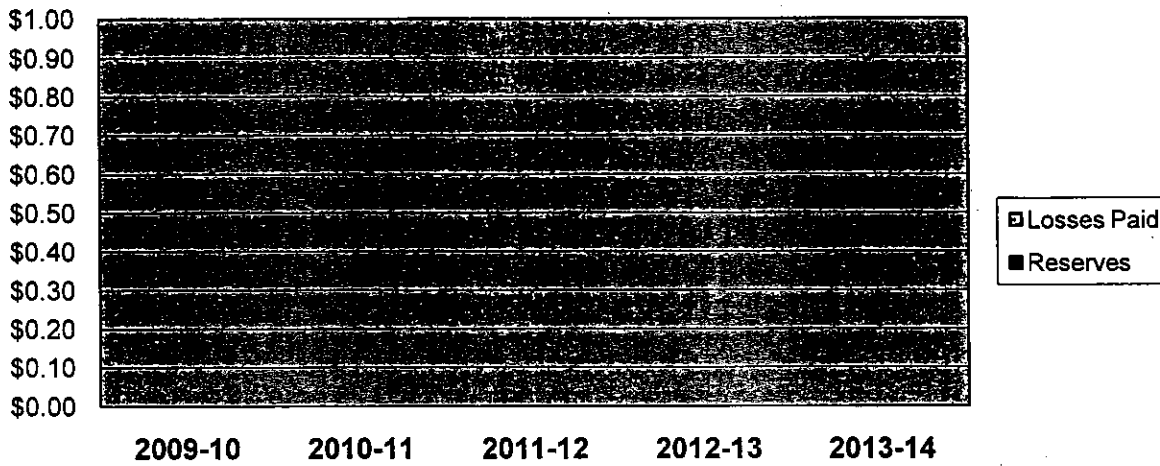
Easton BOE - Loss Summary by Department

Not Others / Classified (NO's)							
	Number of Claims			Losses \$			Valuation
	Open	Closed	Total	Paid	Reserve	Total Incurred	Date
2009-10	0	0	0	\$0.00	\$0.00	\$0.00	12/31/2013
2010-11	0	0	0	\$0.00	\$0.00	\$0.00	12/31/2013
2011-12	0	0	0	\$0.00	\$0.00	\$0.00	12/31/2013
2012-13	0	0	0	\$0.00	\$0.00	\$0.00	12/31/2013
2013-14	0	0	0	\$0.00	\$0.00	\$0.00	12/31/2013
Total	0	0	0	\$0.00	\$0.00	\$0.00	12/31/2013
Custodial Maintenance Crossing Guards Police Security							
	Number of Claims			Losses \$			Valuation
	Open	Closed	Total	Paid	Reserve	Total Incurred	Date
2009-10	0	0	0	\$0.00	\$0.00	\$0.00	12/31/2013
2010-11	0	0	0	\$0.00	\$0.00	\$0.00	12/31/2013
2011-12	0	0	0	\$0.00	\$0.00	\$0.00	12/31/2013
2012-13	0	0	0	\$0.00	\$0.00	\$0.00	12/31/2013
2013-14	0	0	0	\$0.00	\$0.00	\$0.00	12/31/2013
Total	0	0	0	\$0.00	\$0.00	\$0.00	12/31/2013
Teachers Admin Clerical Aides School Citizens							
	Number of Claims			Losses \$			Valuation
	Open	Closed	Total	Paid	Reserve	Total Incurred	Date
2009-10	0	3	3	\$297,390.00	\$0.00	\$297,390.00	12/31/2013
2010-11	0	2	2	\$3,542.00	\$0.00	\$3,542.00	12/31/2013
2011-12	0	2	2	\$12,915.00	\$0.00	\$12,915.00	12/31/2013
2012-13	0	1	1	\$92.00	\$0.00	\$92.00	12/31/2013
2013-14	0	1	1	\$1,323.00	\$0.00	\$1,323.00	12/31/2013
Total	0	9	9	\$315,262.00	\$0.00	\$315,262.00	12/31/2013
Nurses							
	Number of Claims			Losses \$			Valuation
	Open	Closed	Total	Paid	Reserve	Total Incurred	Date
2009-10	0	0	0	\$0.00	\$0.00	\$0.00	12/31/2013
2010-11	0	0	0	\$0.00	\$0.00	\$0.00	12/31/2013
2011-12	0	0	0	\$0.00	\$0.00	\$0.00	12/31/2013
2012-13	0	1	1	\$0.00	\$0.00	\$0.00	12/31/2013
2013-14	0	0	0	\$0.00	\$0.00	\$0.00	12/31/2013
Total	0	1	1	\$0.00	\$0.00	\$0.00	12/31/2013
Transfer							
	Number of Claims			Losses \$			Valuation
	Open	Closed	Total	Paid	Reserve	Total Incurred	Date
2009-10	0	0	0	\$0.00	\$0.00	\$0.00	12/31/2013
2010-11	0	0	0	\$0.00	\$0.00	\$0.00	12/31/2013
2011-12	0	0	0	\$0.00	\$0.00	\$0.00	12/31/2013
2012-13	0	0	0	\$0.00	\$0.00	\$0.00	12/31/2013
2013-14	0	0	0	\$0.00	\$0.00	\$0.00	12/31/2013
Total	0	0	0	\$0.00	\$0.00	\$0.00	12/31/2013

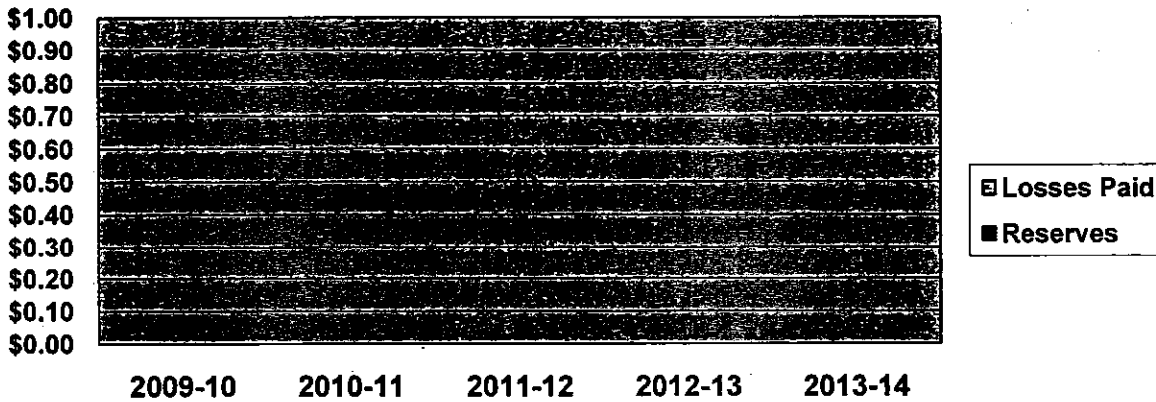
Teachers- Admin-Clerical



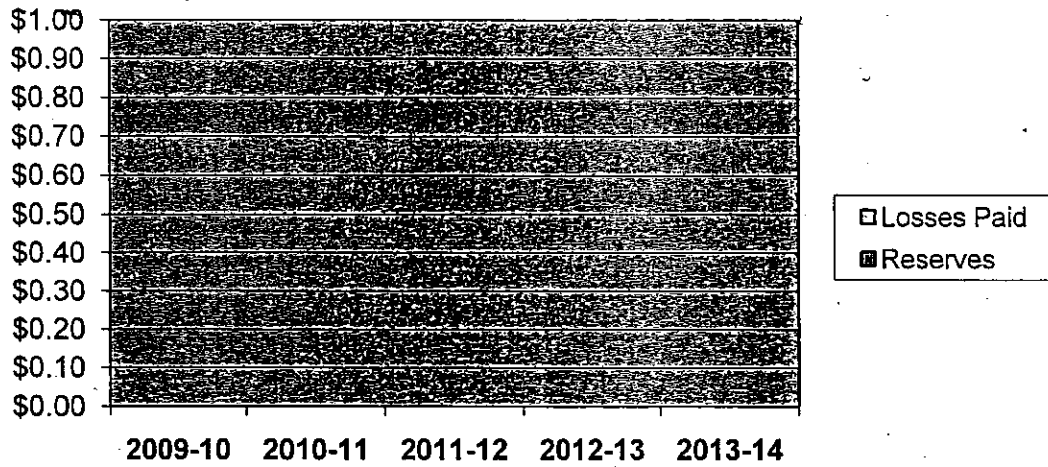
Nurses



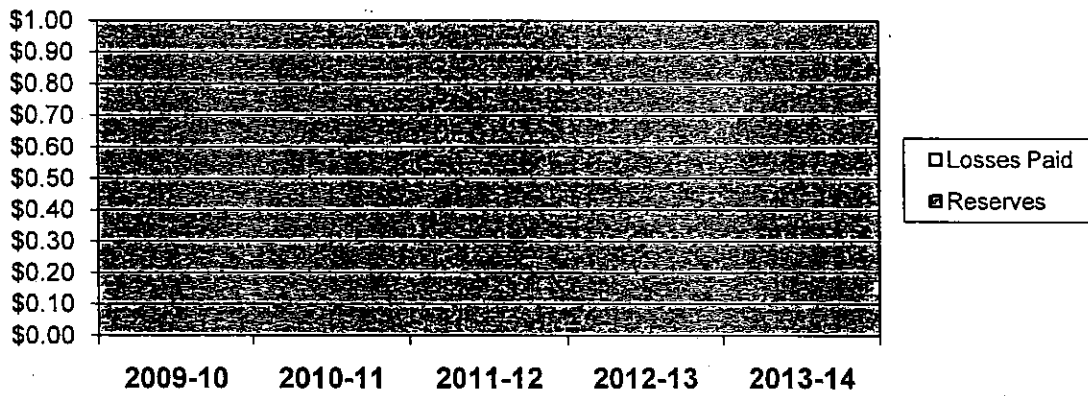
Transit



Not Otherwise Classified-NOC



Cafeteria



Custodians-Maintenace-Crossing Guards-Police-Security

